



GLOBAL LEARNING

# Participation Report 2019-20



Exchange Programs • Faculty Led Programs • Provider Programs

Global Leadership Certificate • Digital and Virtual Programs

Peace Corps Prep

---

**WASHINGTON STATE UNIVERSITY**

Office of International Programs | Global Learning Department

# Table of Contents

Global Cultural Diversity Student Learning Outcomes.....	1
Definitions.....	1
Director’s Message.....	2
Virtual Outreach.....	3
Global Learning Participation “at Home” .....	3
Study Abroad Participation: Demographics.....	4
Study Abroad Participation: Destination .....	5
Study Abroad Participation: College and Campus Center.....	6
College of Agricultural, Human, and Natural Resource Sciences .....	7
College of Arts and Sciences .....	8
Carson College of Business.....	9
Murrow College of Communication.....	10
College of Education.....	11
Elson S Floyd College of Medicine.....	11
College of Nursing .....	12
College of Pharmacy.....	12
Honors College .....	13
Voiland College of Engineering and Architecture.....	14
College of Veterinary Medicine .....	15
School of the Environment.....	15
WSU Pullman Campus .....	16
WSU North Puget Sound (Everett) Campus .....	17
WSU Spokane Campus.....	17
WSU Tri-Cities Campus .....	18
WSU Vancouver Campus .....	18
WSU Study Abroad Programs.....	19
Global Learning Staff.....	Back page

# Global Cultural Diversity Student Learning Outcomes

Globally competent students graduating from Washington State University, as a result of their Global Learning experiences, will:

- Understand connections that can be made from historical, cultural, economic and political contexts that shape society and reflect global systems.
- Demonstrate knowledge of and be sensitive to others' differing identities and values across cultures.
- Apply intercultural communication skills to interact effectively with individuals and in groups.
- Interact respectfully and responsibly across boundaries in diverse environments.



## Definitions

- **Education Abroad** is “education that occurs outside the participant’s home country. Besides study abroad, examples include international experiences such as work, volunteering, non-credit internships and directed travel, as long as these programs are driven to a significant degree by learning goals.”
- **Study Abroad** is defined as “the act of a student pursuing for credit educational opportunities in a country other than one’s own.” Study Abroad is identified as a subset of Education Abroad.
- **Duplicated count** shows each student counted based on the number of different programs he or she participated in, multiple countries visited, and those with more than one major.
- **Unduplicated count** signifies that each individual is counted only once regardless of the number of programs, countries or majors.
- **Non-degree students** are those from other institutions who participate in WSU study abroad programs. These students apply through the Global Learning Department, earn WSU credit and represent WSU while they are abroad. They are included and identified separately in some of the statistics in this report.

WSU student data is from the Common Data Set for 2019-2020 and is available at <http://ir.wsu.edu/Common-Data-Set>. National numbers are reported from the Institute of International Education’s AY2018 Open Doors Report. Information is available at <http://iie.org/Research-and-Publications/Open-Doors>. A physical copy of the IIE current Open Doors Report is kept on file in the Office of International Programs-Global Learning Department. Statistics are reported in a manner consistent with Open Doors reporting when possible.



# Director's Message

COVID-19 began to disrupt the 2019-20 academic year in early February 2020. As spring continued, we had to recall students from Italy in early March, followed by from around the world by the end of March. Our Global Cougs remained resilient and a vast majority returned to the U.S. to finish coursework from a distance. Those students who remained in country accepted the additional risk and were primarily located in with family or were on non-student visas abroad.

The ongoing spread of COVID-19 impacted both spring and summer terms 2020. All spring break and summer faculty led programs were canceled as well as all provider and exchange programs. Though these numbers dramatically impact the quantitative numbers of Global Learning for WSU in 2019-20, they do not represent the qualitative response to student needs by the entire Cougar community.

In the absence of the opportunity to study abroad, the Global Learning team turned their attention to creating virtual opportunities such as virtual programs, the Global Cougar Digital Badge program, and major-based Advising Guides.

Our sincerest thanks to the Cougar community for supporting Global Learning during the COVID-19 pandemic.

Go Cougs,



Kelly A. Newlon  
WSU Director of Global Learning



# Virtual Outreach

- **Summer Alive New Student Orientation:** Global Learning presented **information sessions to 1,126 newly admitted students** at Summer Alive.
- **General campus outreach:** Global Learning staff and volunteers provided outreach to over 2,200 students in academic classes, student groups, Greek life and residence life to promote global learning at home and abroad.
- **Global Cougs 101:** All students who express an interest in Global Learning opportunities are directed to attend a GC101 orientation session. Offered every weekday with 9 sessions per week, Peer Advisors presented basic information and answered questions about being Global Cougs and studying abroad to 1,700 students.
- **Social media:** Global Learning's online presence continues to grow with **1,151 Facebook likes, 1,343 Twitter followers and 1,029 Instagram followers.**
- **Global Learning Fairs:** Each spring and fall the Global Learning team hosts Global Learning Fairs where study abroad providers and campus departments share information about their programs with students, staff, and faculty who attend. This year we held virtual fairs in the spring and fall semesters, and on the Vancouver campus in the fall.



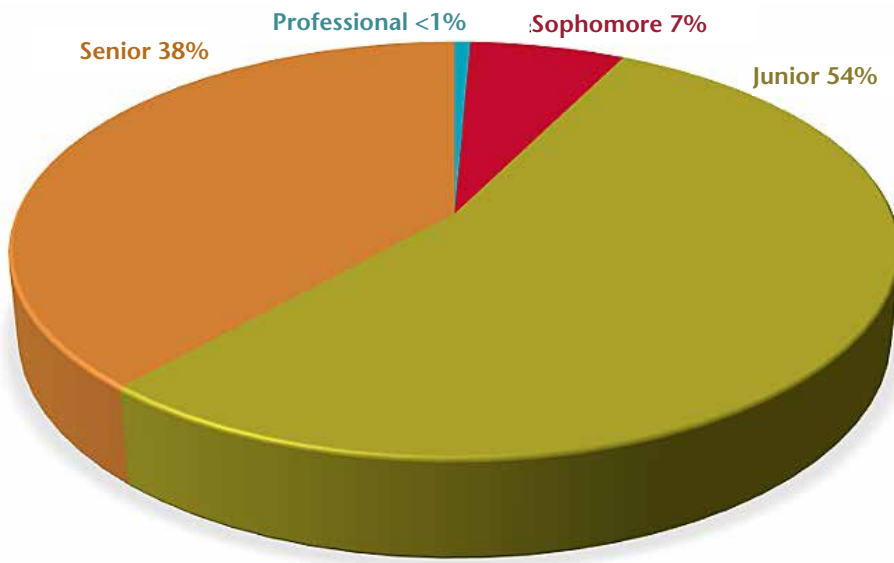
## Global Learning Participation "at Home"

- **Global Leadership Certificate:** **50 students** actively pursued the Global Leadership Certificate (GLC). Since the creation of the GLC in 2012, we have awarded **94 certificates.**
- **Global Learning Peer Advisor Program:** Since 2003, returned study abroad students have participated in the Global Learning Peer Advisor program and have demonstrated the value of their abroad experience to the WSU community. Peer Advisors are an integral part of the Global Learning Department and play a vital role in achieving the mission of the Office of International Programs. In academic year 2019, **15 students participated in the Peer Advisor program.**
- **Global Learning Ambassador Program:** Fifteen Global Learning Ambassadors served as a resource to students interested in study abroad by fielding questions about their experiences abroad in 2019.

# Study Abroad Participation: Demographics

Demographic totals are unduplicated and do not include non-degree students.

## Class



<b>Freshman</b>	<b>0</b>
<b>Sophomore</b>	<b>20</b>
<b>Junior</b>	<b>162</b>
<b>Senior</b>	<b>115</b>
<b>Graduate</b>	<b>0</b>
<b>Professional</b>	<b>2</b>

## Ethnic Background

Self reported from WSU admissions data

Caucasian/White	215
Hispanic or Latino(a)	38
Asian or Pacific Islander	6
African American/Black	6
Multiracial	21
American Indian or Alaskan Native	1
No response	6
None of the above (International)	6

24% of WSU undergraduate study abroad participants self-identified as being part of an ethnic minority group. Nationally 31.3% of education abroad participants self-identified as being a part of an ethnic minority group.

## Gender Profile

Self reported from WSU admissions data

Female	215	64%
Male	108	36%

The general WSU student population is 53.3% female and 47.3% male.

Nationally, 67% of education abroad participants are female and 33% are male.



## COUGAR PRIDE GOES GLOBAL

### Untitled (France)

After my study abroad trip, I met up with my family to continue the European travel. Since middle school, I have taken many art and French courses. It's been a dream of mine to visit Le Louvre where the Mona Lisa is held. My boyfriend and I are both WSU cheerleaders, so it's no surprise that we had to get a stunting picture in front of the gorgeous and massive museum!

*Image submission from K. Lucas. This student studied abroad in Summer 2019 with WSU Faculty-Led Scandinavia: The Vikings and Beyond.*

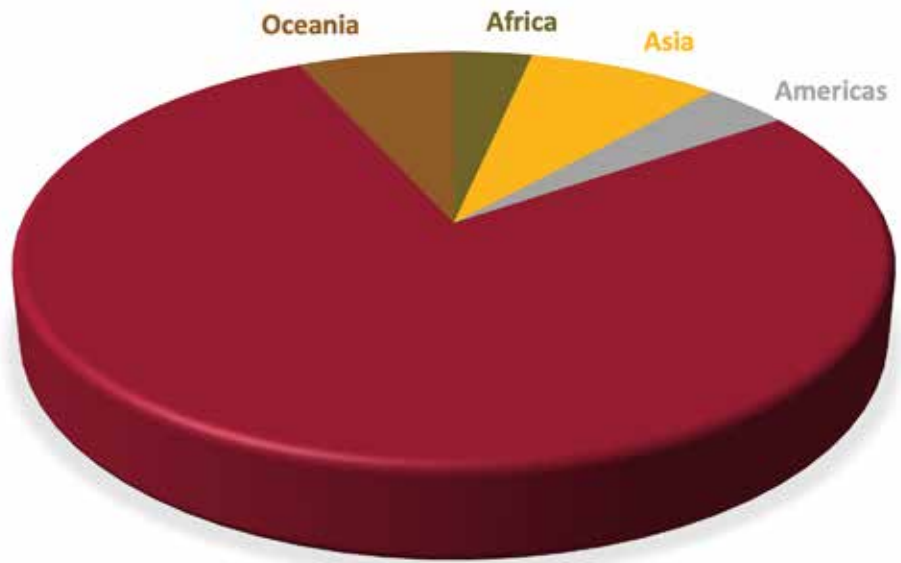


# Study Abroad Participation: Destination

Duplicated Counts

## Participation by Region

Africa	11
Asia	27
Americas	12
Europe	251
Oceania	22



## Participation by Country

Ghana: 3	Vietnam: 3	Croatia: 1	Italy: 92
Morocco: 3	Argentina: 1	Czech Republic: 16	Netherlands: 4
South Africa: 5	Belize: 1	England: 15	Norway: 1
China: 5	Brazil: 1	Estonia: 1	Scotland: 4
India: 1	Canada: 1	France: 13	Spain: 70
Indonesia: 2	Costa Rica: 3	Germany: 7	Switzerland: 14
Japan: 11	Mexico: 3	Greece: 3	Wales: 2
Kazakhstan: 1	Turks & Caicos: 1	Hungary: 2	Australia: 18
South Korea: 3	Uruguay: 1	Ireland: 4	New Zealand: 4
Thailand: 1	Austria: 2		

## Most Popular Destinations

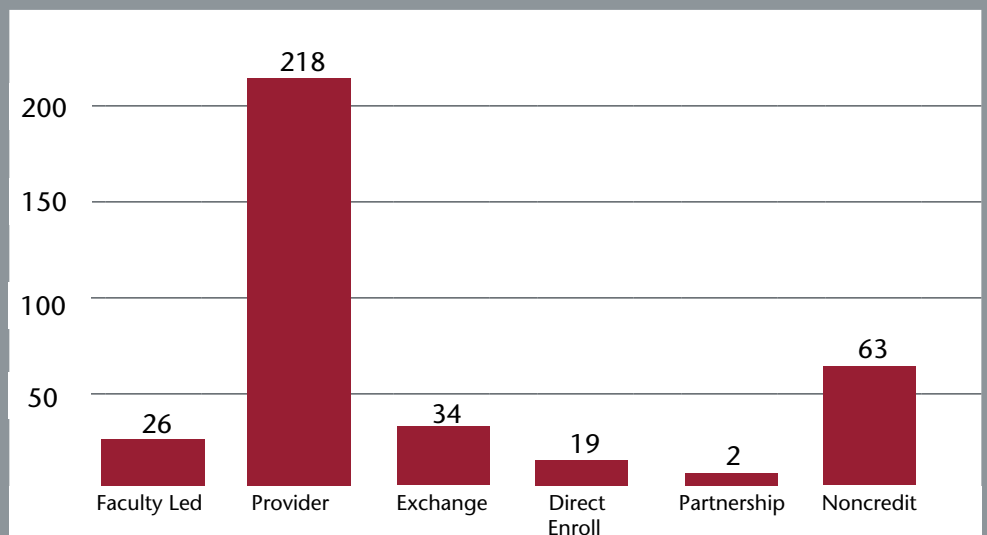
	WSU		U.S.
Italy	28.5%	U.K.	11%
Spain	21.7%	Italy	11%
Australia	5.6%	Spain	10%



# Study Abroad Participation: College and Campus Center

COLLEGE/CAMPUS	Study Abroad (Duplicated Count)	% of Total
College of Agricultural, Human and Natural Resource Sciences	29	9.7%
College of Arts and Sciences	74	24.7%
Carson College of Business	125	41.8%
College of Education	12	3%
E.S. Floyd College of Medicine	0	0.0%
Edward R. Murrow College of Communication	37	12.4%
College of Nursing	3	1.0%
College of Pharmacy	2	<1%
Voiland College of Engineering and Architecture	34	11.4%
College of Veterinary Medicine	2	<1%
Honors College	34	11.4%
School of the Environment	3	1.0%
Global Campus	0	0.0%
North Puget Sound	3	1.0%
Pullman Campus	288	96.3%
Spokane Campus	2	<1%
Tri-Cities Campus	3	1.0%
Vancouver Campus	1	<1%
Undecided and Non-degree	1	<1%

## Study Abroad Participation: Program Type





# College of Agricultural, Human, and Natural Resource Sciences

Majors	Study Abroad Students
Agricultural & Food Business Economics	0
Agricultural Biotechnology	0
Agricultural Education	0
Agricultural Technology and Production Management	0
Agriculture and Food Security	1
Animal Sciences	4
Apparel Merchandising, Design and Textiles	17
Crop Science	0
Economic Sciences	4
Field Crop Management	0
Food Science	0
Fruit and Vegetable Management	0
Human Development	2
Landscape, Nursery and Greenhouse Management	0
Organic and Sustainable Agriculture	0
Turf Grass Management	0
Viticulture and Enology	1
<b>Total CAHNRS</b>	<b>29</b>
<b>Total WSU</b>	<b>299</b>
<b>CAHNRS % Total</b>	<b>9.7%</b>

CAHNRS Study Abroad per AY/TERM		
	2018*	2019
Fall	10	8
Spring	33	19
Summer	63	0
Calendar year	0	0
Academic year	3	2
<b>Total</b>	<b>109</b>	<b>29</b>

\*Duplicated count

Average CAHNRS GPA 3.43	
CAHNRS Participation by Program Type	
Faculty Led	0
Provider	23
Exchange	2
Direct Enroll	3
Partnership	1
Non-credit*	3

\*Not included in other statistics on this page



## WINDOWS TO THE WORLD

### Untitled (Thailand)

This image was taken during a trip that my cohort took to the islands by Krabi. This experience was life-changing, and we all got to really know each other. There was a little bit of everything for everyone. We rock climbed along the island and got a beautiful view of Krabi!

*Image submission from C. Guerrero. This student studied abroad in Spring 2018 with USAC.*

# College of Arts and Sciences

Majors	Study Abroad Students
Anthropology	2
Asian Studies	0
Biology	7
CAS - Exploring	1
Chemistry	1
Chinese Language and Culture	1
Comparative Ethnic Studies	0
Criminal Justice and Criminology	4
Data Analytics	0
Digital Technology and Culture	4
Earth Sciences	0
English	2
Environmental and Ecosystem Science	3
Fine Arts	0
Foreign Language and Cultures	1
Forestry	1
French	0
French for the Professions	0
German for the Professions	0
History	2
Humanities	2
Japanese	5
Japanese for the Professions	0
Mathematics	1
Music	1
Philosophy	3
Physics	0
Political Science	11
Psychology	12
Public Affairs	0
General Studies, Science	0

Majors	Study Abroad Students
Social Sciences	2
Social Studies	0
Sociology	1
Spanish	3
Spanish for the Professions	0
Wildlife Ecology & Conservation Sciences	1
Women's Studies	0
Zoology	3
<b>Total CAS</b>	<b>74</b>
<b>Total WSU</b>	<b>299</b>
<b>CAS % Total</b>	<b>24.7%</b>

CAS Study Abroad per AY/TERM		
	2018*	2019
Fall	19	20
Spring	81	50
Summer	95	0
Calendar year	0	0
Academic year	7	4
<b>Total</b>	<b>202</b>	<b>74</b>

\*Duplicated count

Average CAS GPA	
<b>3.41</b>	
CAS Participation by Program Type	
Faculty Led	1
Provider	54
Exchange	11
Direct Enroll	8
Partnership	0
Non-credit*	23

\*Not included in other statistics on this page



# Carson College of Business

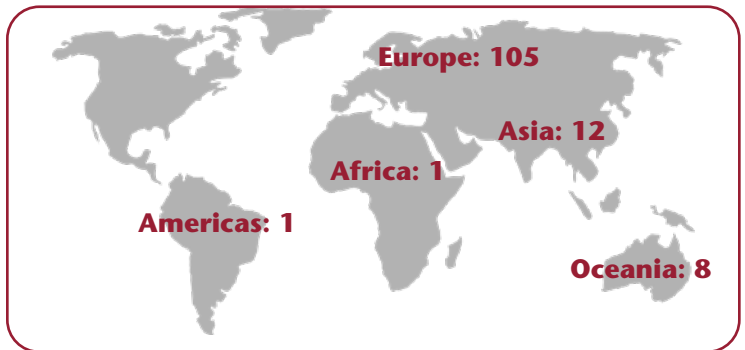
Majors	Study Abroad Students
Accounting	11
Business Administration	0
General Business	0
Entrepreneurship	3
Finance	21
Hospitality Business Management	16
International Business	33
Management	11
Management Information Systems	6
Marketing	24
Wine Business Management	0
<b>Total CCB</b>	<b>125</b>
<b>Total WSU</b>	<b>299</b>
<b>CCB % Total</b>	<b>41.8%</b>

CCB Study Abroad per AY/TERM		
	2018*	2019
Fall	13	22
Spring	79	99
Summer	115	0
Calendar year	0	0
Academic year	3	4
<b>Total</b>	<b>210</b>	<b>125</b>

\*Duplicated count

Average CCB GPA 3.23	
CCB Participation by Program Type	
Faculty Led	11
Provider	95
Exchange	17
Direct Enroll	2
Partnership	0
Non-credit*	6

\*Not included in other statistics on this page



## Brooke Nichols

*My experience abroad taught me that family can be found anywhere and that home is truly where the heart is.*



# Murrow College of Communication

Majors	Study Abroad Students
Advertising	7
Broadcast News	2
Broadcast Production	1
Communication Technology	1
Integrated Strategic Communication	1
Multimedia Journalism	7
Public Relations	17
Risk and Crisis Communication	0
Science Communication	1
Total MCC	37
Total WSU	299
MCC % Total	12.4%

MCC Study Abroad per AY/TERM		
	2018*	2019
Fall	4	4
Spring	22	33
Summer	38	0
Calendar year	0	0
Academic year	1	0
Total	65	37


\*Duplicated count

## Lluneli Marin-Gomez

*I am beyond grateful to have studied abroad; my experience allowed me to seek an opportunity as a first-generation college student and expand my knowledge on a different place in the world! It was by far one of the most fun, challenging, and eye-opening experiences that I will forever cherish. I was able to learn about the roots and way of living in Seville, Spain, which impacted how I view other regions of the world. There are so many things you will learn, and a ton of experiences waiting for you when you study abroad.*

Average MCC GPA	
3.27	
MCC Participation by Program Type	
Faculty Led	0
Provider	37
Exchange	0
Direct Enroll	0
Partnership	0
Non-credit*	4

\*Not included in other statistics on this page



# College of Education

Majors	Study Abroad Students
Elementary Education	9
Kinesiology	10
Language, Literature and Technology Education (Graduate)	3
Sport Management	3
Total ED	12
Total WSU	299
ED % Total	3%

Average ED GPA 3.3	
ED Participation by Program Type	
Faculty Led	0
Provider	7
Exchange	0
Direct Enroll	4
Partnership	1
Non-credit*	10

\*Not included in other statistics on this page

ED Study Abroad per AY/TERM		
	2018*	2019
Fall	5	5
Spring	4	7
Summer	17	0
Calendar year	0	0
Academic year	0	0
Total	26	12

\*Duplicated count



# Elson S. Floyd College of Medicine

Majors	Study Abroad Students
Nutrition and Exercise Physiology	1
Speech and Hearing Sciences	4
Total ESFCM	5
WSU Total	299
ESFCM % Total	<1%

Average ESFCM GPA 3.42	
ESFCM Participation by Program Type	
Faculty Led	5
Provider	0
Exchange	0
Direct Enroll	0
Partnership	0
Non-credit*	0

\*Not included in other statistics on this page

ESFCM Study Abroad per AY/TERM		
	2018*	2019
Fall	1	0
Spring	2	1
Summer	8	4
Calendar year	0	0
Academic year	0	0
Total	11	5

\*Duplicated count



## College of Nursing

Majors	Study Abroad Students
Nursing	3
Total NURS	3
Total WSU	299
NURS % Total	1%

NURS Study Abroad per AY/TERM		
	2018*	2019
Fall	1	2
Spring	1	1
Summer	34	0
Calendar year	0	0
Academic year	0	0
Total	36	3

\*Duplicated count

Average NURS GPA	
3.44	
NURS Participation by Program Type	
Faculty Led	0
Provider	2
Exchange	0
Direct Enroll	1
Partnership	0
Non-credit*	0

\*Not included in other statistics on this page



## College of Pharmacy

Majors	Study Abroad Students
Pharmacy	2
Total PHARM	2
Total WSU	299
PHARM % Total	<1%

PHARM Study Abroad per AY/TERM		
	2018*	2019
Fall	0	2
Spring	0	0
Summer	9	0
Calendar year	0	0
Academic year	0	0
Total	9	2

\*Duplicated count

Average PHARM GPA	
-	
PHARM Participation by Program Type	
Faculty Led	0
Provider	0
Exchange	0
Direct Enroll	2
Partnership	0
Non-credit*	0

\*Not included in other statistics on this page





# Honors College

Colleges	Study Abroad Students
College of Agricultural, Human, and Natural Resource Sciences	4
College of Arts and Sciences	12
Carson College of Business	9
Murrow College of Communication	2
College of Education	2
Elson S. Floyed College of Medicine	0
College of Nursing	0
College of Pharmacy	0
Voiland College of Engineering and Architecture	5
College of Veterinary Medicine	0
<b>Total Honors</b>	<b>34</b>
<b>Total WSU</b>	<b>299</b>
<b>Honors % Total</b>	<b>11.4%</b>

Honors Study Abroad per AY/TERM		
	2018*	2019
Fall	8	11
Spring	36	21
Summer	70	0
Calendar year	0	0
Academic year	1	1
<b>Total</b>	<b>115</b>	<b>34</b>

\*Duplicated count

## Hayley Martinez

*Studying abroad was an extraordinary experience that helped me realize the importance of learning about different cultures. Living in Barcelona, Spain, helped me get out of my comfort zone, make new friends from all over the world, and gain intercultural competence. Studying in a foreign country is such a valuable experience to get in college that helps students become more confident in themselves and exposes them to a new perspective.*

Average Honors GPA 3.7	
Honors Participation by Program Type	
Faculty Led	1
Provider	24
Exchange	5
Direct Enroll	3
Partnership	1
Non-credit*	5

\*Not included in other statistics on this page



# Voiland College of Engineering and Architecture

Majors	Study Abroad Students
Architectural Studies	5
Bioengineering	0
Chemical Engineering	1
Civil Engineering	1
Computer Engineering	0
Computer Science	1
Construction Engineering	0
Construction Management	4
Electrical Engineering	1
Environmental Engineering	1
Interior Design	15
Landscape Architecture	1
Materials Science and Engineering	0
Mechanical Engineering	4
Software Engineering	0
Total VCEA	34
Total WSU	299
VCEA % Total	11.4%

Average VCEA GPA 3.48	
VCEA Participation by Program Type	
Faculty Led	15
Provider	13
Exchange	6
Direct Enroll	0
Partnership	0
Non-credit*	9

\*Not included in other statistics on this page



VCEA Study Abroad per AY/TERM		
	2018*	2019
Fall	21	24
Spring	28	9
Summer	39	0
Calendar year	0	0
Academic year	2	1
Total	90	34

\*Duplicated count

## Adam Hureau

*Studying abroad allowed me to learn so much about a new language, culture, and people. I think all students should have the opportunity to experience life in ways they aren't used to.*



# College of Veterinary Medicine

Majors	Study Abroad Students
Biochemistry	0
Genetics and Cell Biology	1
Microbiology	0
Neuroscience	0
Veterinary Medicine	1
Total VET MED	2
Total WSU	299
VET MED % Total	<1%

Average VET MED GPA 3.67	
VET MED Participation by Program Type	
Faculty Led	0
Provider	0
Exchange	1
Direct Enroll	1
Partnership	0
Non-credit*	4

\*Not included in other statistics on this page

VET MED Study Abroad per AY/TERM		
	2018*	2019
Fall	1	1
Spring	9	1
Summer	5	0
Calendar year	0	0
Academic year	0	0
Total	15	2

\*Duplicated count



# School of the Environment

Majors	Study Abroad Students
Earth Sciences	0
Environmental and Ecosystem Sciences	2
Wildlife Ecology and Conservation	1
Total SoE	3
Total WSU	299
SoE % Total	1%

Average SoE GPA 3.41	
SoE Participation by Program Type	
Faculty Led	0
Provider	3
Exchange	0
Direct Enroll	0
Partnership	0
Non-credit*	2

\*Not included in other statistics on this page

SoE Study Abroad per AY/TERM		
	2018*	2019
Fall	0	0
Spring	9	3
Summer	12	0
Calendar year	0	0
Academic year	0	1
Total	21	3

\*Duplicated count





# WSU Pullman Campus

Colleges	Study Abroad Students
College of Agricultural, Human, and Natural Resource Sciences	30
College of Arts and Sciences	61
Carson College of Business	116
Murrow College of Communication	36
College of Education	9
Elson S. Floyed College of Medicine	-
College of Nursing	3
College of Pharmacy	0
Voiland College of Engineering and Architecture	32
College of Veterinary Medicine	1
School of the Environment	3
Total Pullman	291
Total WSU	299
Pullman % Total	97%


Average Pullman GPA 3.29	
Pullman Participation by Program Type	
Faculty Led	23
Provider	215
Exchange	31
Direct Enroll	17
Partnership	2
Non-credit*	-

\*Not included in other statistics on this page



Pullman Study Abroad per AY/TERM		
	2018*	2019
Fall	72	76
Spring	255	201
Summer	345	0
Calendar year	0	0
Academic year	14	11
Total	686	288

\*Duplicated count



## DISCOVERING LOCAL CULTURE

### Spectacle (Italy)

An old woman looks down from her window onto the main street of a small mountainside town as the children's band recites traditional music for a festival.

*Image submission from K. Guethe. This student studied abroad in Spring 2020 with SAI.*

## WSU North Puget Sound (Everett) Campus

Majors	Study Abroad Students
Hospitality Business Management	2
Integrated Strategic Communication	1
Total NPS Campus	3
Total WSU	299
NPS % Total	1%

NPS Study Abroad per AY/TERM		
	2018*	2019
Fall	0	3
Spring	7	0
Summer	25	0
Calendar year	0	0
Academic year	0	1
Total	32	3

\*Duplicated count

Average NPS GPA 3.65	
NPS Participation by Program Type	
Faculty Led	2
Provider	1
Exchange	0
Direct Enroll	0
Partnership	0
Non-credit*	2

\*Not included in other statistics on this page



## WSU Spokane Campus

Majors	Study Abroad Students
Nursing	3
Pharmacy	2
Total Spokane	5
Total WSU	299
Spokane % Total	1.7%

Spokane Study Abroad per AY/TERM		
	2018*	2019
Fall	0	4
Spring	0	1
Summer	30	0
Calendar year	0	0
Academic year	0	0
Total	30	288

\*Duplicated count

Average Spokane GPA 3.55	
Spokane Participation by Program Type	
Faculty Led	0
Provider	2
Exchange	0
Direct Enroll	3
Partnership	0
Non-credit*	-

\*Not included in other statistics on this page



## WSU Tri-Cities Campus

Majors	Study Abroad Students
Biology	1
Digital Technology and Culture	1
Mechanical Engineering	1
Tri-Cities Total	3
Total WSU	299
Tri-Cities % Total	1%

Tri-Cities Study Abroad per AY/TERM		
	2018*	2019
Fall	0	1
Spring	1	2
Summer	11	0
Calendar year	0	0
Academic year	2	0
Total	14	3

\*Duplicated count

Average Tri-Cities GPA 3.5	
Tri-Cities Participation by Program Type	
Faculty Led	0
Provider	1
Exchange	2
Direct Enroll	0
Partnership	0
Non-credit*	-

\*Not included in other statistics on this page



## WSU Vancouver Campus

Majors	Study Abroad Students
Accounting	1
Marketing	1
Social Science	1
Total Vancouver	3
Total WSU	299
Vancouver % Total	1%

Vancouver Study Abroad per AY/TERM		
	2018*	2019
Fall	2	1
Spring	5	2
Summer	20	0
Calendar year	0	0
Academic year	0	0
Total	27	3

\*Duplicated count

Average Vancouver GPA 3.49	
Vancouver Participation by Program Type	
Faculty Led	1
Provider	1
Exchange	1
Direct Enroll	0
Partnership	0
Non-credit*	-

\*Not included in other statistics on this page





# WSU Study Abroad Programs

## WSU Exchanges

- Aberystwyth University - Wales
- American University in Cairo - Egypt
- City University of Hong Kong - China
- Cork Institute of Technology - Ireland
- Ecole d'Ingenieurs de Purpan - France
- EM Normandie Business School - France
- Graz University of Technology - Austria
- Hong Kong Polytechnic University - China
- IE University - Spain
- International Christian University - Japan
- Jacobs University Bremen - Germany
- Kansai Gaidai University - Japan
- Korea University - South Korea
- La Trobe University - Australia
- Mahidol University - Thailand
- Nihon University - Japan
- Polytechnic University of Valencia - Spain
- Southeast University - China
- Southwest University of Finance and Economics - China
- Sung Kyun Kwan University - South Korea
- Swansea University - Wales
- Technical University Darmstadt - Germany
- University of Barcelona - Spain
- University of Bonn - Germany
- University of Liverpool - England
- University of New England - Australia
- University of Stirling - Scotland
- University of St. Gallen - Switzerland
- University of Talca - Chile
- WHU–Otto Beisheim School of Management - Germany
- Zurich University of Applied Sciences - Switzerland
- International Student Exchange Program

## WSU Providers

- American Institute for Study Abroad
- Academic Programs International
- Arcadia University
- CEA Global Education
- CET Academic Programs
- Council on International Education Exchange
- Danish Institute for Study Abroad
- The Education Abroad Network
- The Institute for European Studies
- Institute for Study Abroad – Butler
- International Studies Abroad
- Study Abroad in Italy
- The School for Field Studies
- The School for International Training
- Semester at Sea
- University Studies Abroad Consortium

## AY 2019 WSU Faculty Led Programs

- Business: Winter in Switzerland - CCB
- Design in Florence - VCEA and SDC

## WSU Partnerships

- Camp Adventure
- FEEPASS Glasgow Animal Science Partnership
- Lincoln University – New Zealand
- University College Dublin - Ireland

## Preview of Option for WSU Study Abroad 2020-21



## Global Cougs Digital Badges

Because the COVID-19 pandemic put an abrupt end to travel abroad in spring 2020, the Global Learning staff put their heads together and came up with a way to study abroad...virtually. In summer 2020, they began work on the Global Cougs Digital Badge program to equip students with global knowledge, engaging experiences, and new ways of thinking about the world and the people in it.



Office of

International Programs

WASHINGTON STATE UNIVERSITY

## Global Learning Staff

Patricia Arnold  
Jacob Babb  
Barbara Barstow  
Koda Hendrickson  
Cheri Nelson  
Kelly Newlon  
Tiffany Prizzi

### Photo Credits

Page 1: D. Tarver. 2016, Untitled, Czech Republic; Page 2: A. Brown. 2016, Wildlife Sighting Antarctic Style, Antarctica; Page 3: D. Wixom. 2012, What to do with games that are always lost, Spain.; Page 5: C. Thumberg. 2019, Viva Barcelona!, Spain; Back page: J. Damon. 2019, The Hanging Bridge, Costa Rica.

